


Happy Easter
Year One!



In the Summer term we are planning to start our Stones and Bones topic on dinosaurs. In preparation for this, we have detailed some activities you might like to do over the Easter holidays related to this topic plus some just for Easter fun!

Please feel free to just do what interests you, not everything! 😊



Make a fact file for a dinosaur.

Find out some facts about a dinosaur of your choice. Use any books you have in the house or the internet. You could find out about:

*What it ate.

*When it lived.

*What it looked like.

*How big or small it was.

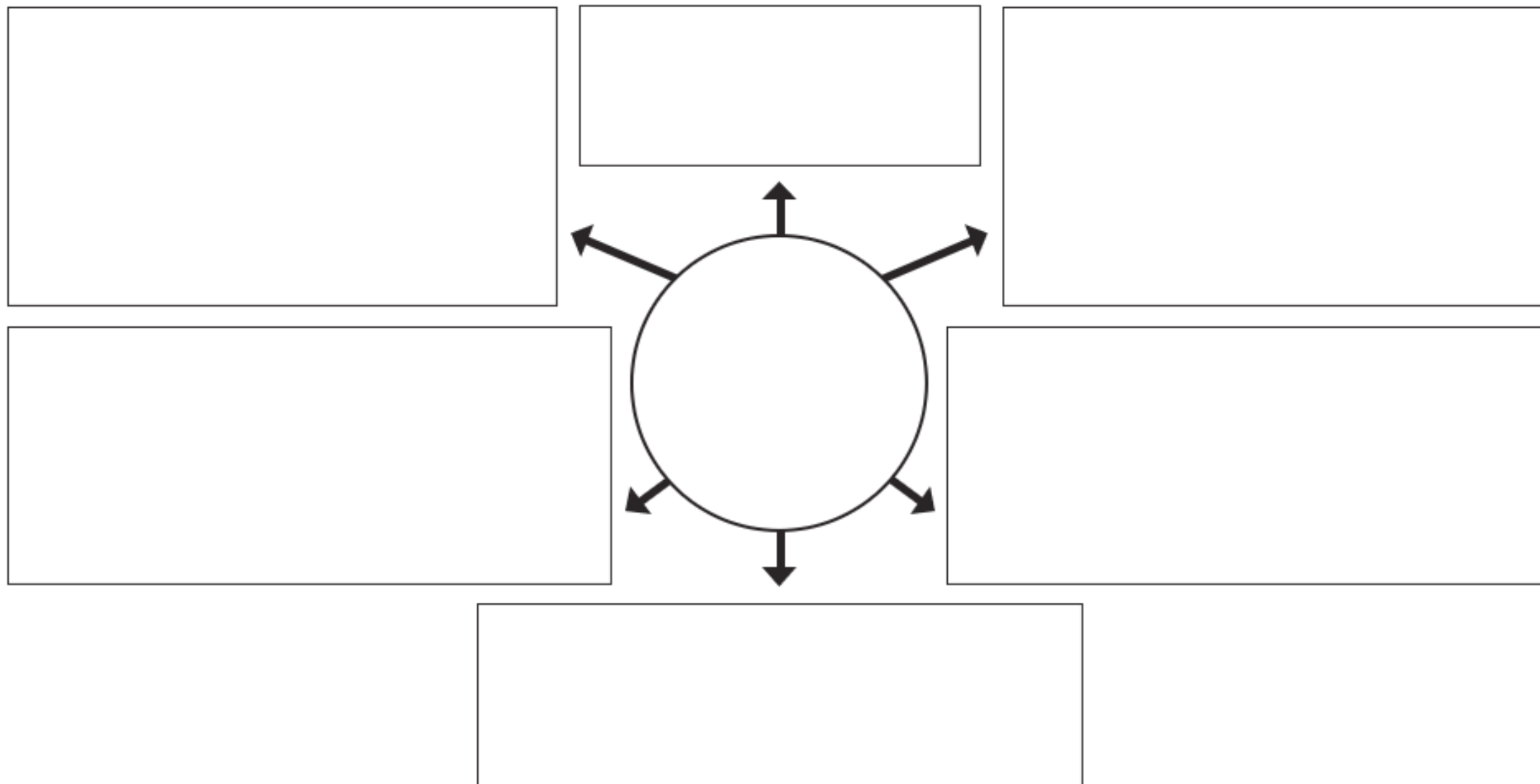
*Who its predators were.

Feel free to set out your information in any way you would like or use the template on the next slide. (Copyright Twinkl)




My dinosaur research map

Choose a dinosaur to research. Fill in the map with facts or pictures from your research. You could include questions you might research another day or ones you would like us to answer when we return to school.



Design your own dinosaur.

Use your imagination to create your own dinosaur. You can draw it, paint it, make it out of lego etc... Can you write some information about your new dinosaur?



Make a dinosaur habitat box.

Can you get creative and find things around the house to make a home for a dinosaur? Here are some ideas.



Make your own dinosaur fossils.
(Copyright Twinkl)

Make a Dinosaur Fossil

Science Experiment



Method

1. Mix the flour, coffee grounds, salt, sand, and water together.
2. Form the mixture into round, flat balls large enough to fit the dinosaur toys.
3. Press a dinosaur toy firmly into each ball then carefully remove it to reveal an impression.
4. Place the balls on a cookie sheet lined with waxed paper and bake for 20 minutes.
5. Leave to cool.
6. Allow the children to play with the fossils. Can they match the fossil to the toy it was made with?

You will need:

175g plain flour

125g used ground coffee

60g salt

30g sand

240ml water

Small plastic dinosaur toys

Baking tray

Baking paper

Oven set to 150°C



Dinosaur Story.

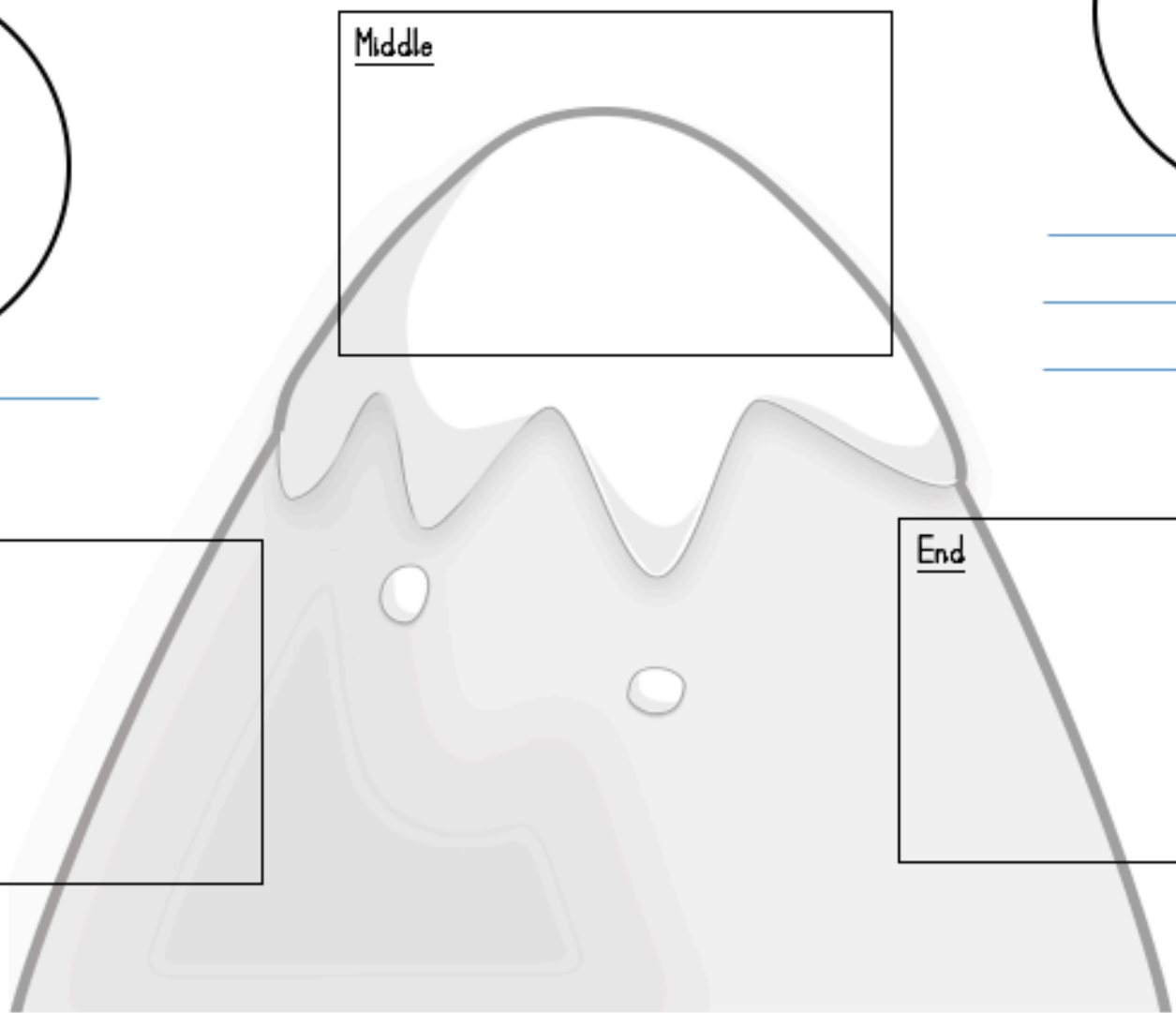

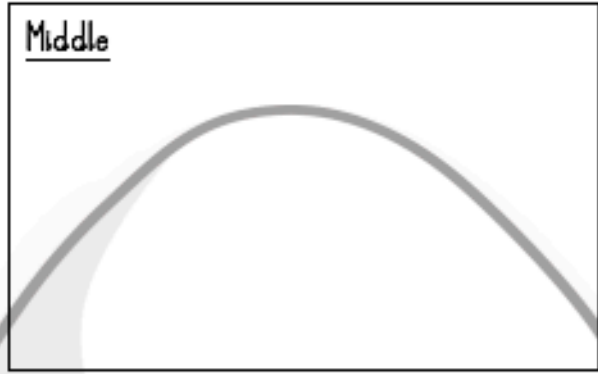
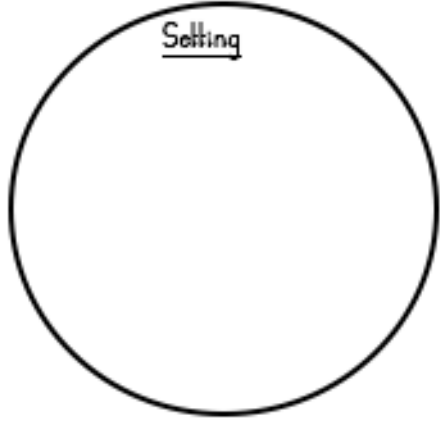
Write an imaginative story about a dinosaur.

Remember to include a beginning (where your main characters are introduced with the setting), middle (where something goes wrong) and an ending (where the problem gets solved).

As you write your story remember to include:

- Capital letters for the beginning of sentences and names
- Full stops
- Finger spaces
- Use your phonics to spell words
- Adjectives to make your story more interesting e.g. the **purple, short, bad-tempered** dinosaur
- Conjunctions to link ideas e.g. but, because, and, or

There is a story mountain attached to the next slide to help plan your story.




Dinosaur clouds

Take a blanket outside on a cloudy day and look at the clouds to see if you can see any that look like dinosaurs. You could ask someone in your family to play with you and see how many you spot. Are they spiky? Do they have long tails? Do they have wings?



Dinosaur

I Spy and Add to 10



Dinosaur I Spy and Add to 10

Count the number of each type of dinosaur picture needed in the addition number sentence. Write the numbers in the boxes to create and solve an addition number sentence.



+



=



+



=



+



=



+



=



+



=

Dinosaur I Spy and Add to 10 Answers

Count the number of each type of dinosaur picture needed in the addition number sentence. Write the numbers in the boxes to create and solve an addition number sentence.



3

+



2

=

5



5

+



1

=

6



7

+



2

=

9



5

+



4

=

9



6

+



1

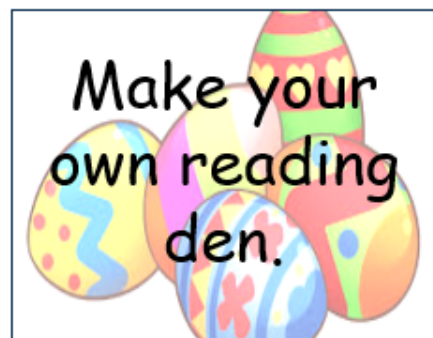
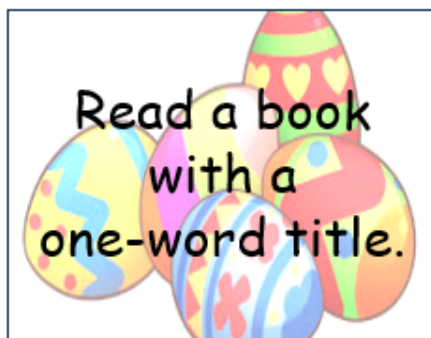

=

7

Howley Grange Easter Reading Challenge


Our Easter Reading Challenge starts on Monday 6th April 2020 and ends on Monday 4th May 2020.

Try and complete as many of the challenges as you can. Remember - you should be reading for 20 minutes every day!













I Spy and Count to 20

Count the spring objects and write the numeral and number words in the correct boxes.



I Spy and Count to 20

Object	Numeral	Number Word	Object	Numeral	Number Word
					
					
					
					
					

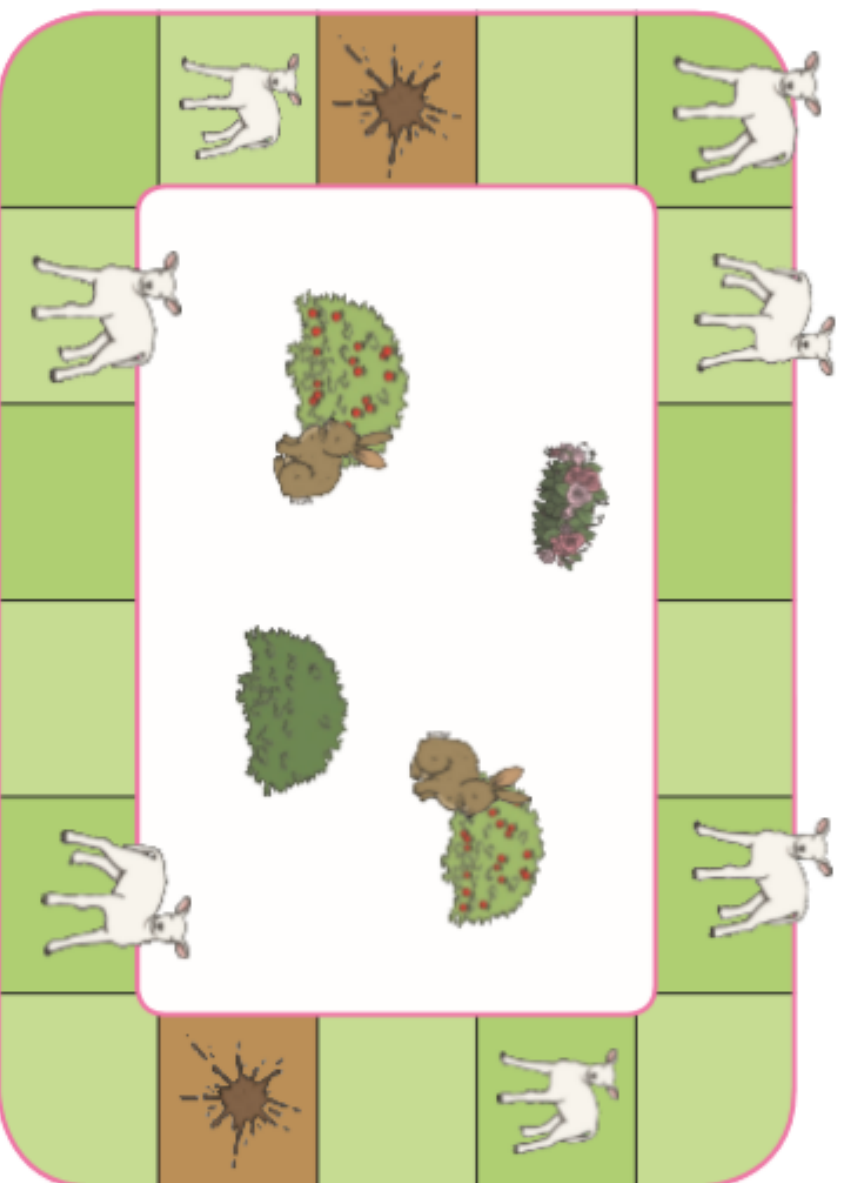
Spring Lamb Game

You will need:

- 20 counters
- 1-6 dice
- object to move around the board, e.g. cube or animal counter





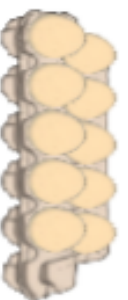
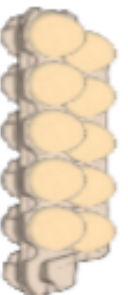
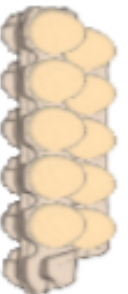
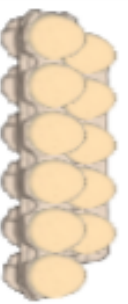


Instructions

- Start by placing the object on any **blank** square.
- Take turns to throw the dice and move the object around the board in either direction.
- If you land on a lamb, take a counter.
- If you land on a muddy puddle, put a counter back.
- When all the counters have been taken, the game is over.
- The player with the most counters is the winner.



Comparing Groups of Objects

Count the items in each group and circle the odd one out in each row.



Easter Egg Sorting

Sort the eggs into the correct sound basket by writing the words on the correct eggs.

note

taste

~~shape~~

hope

shine

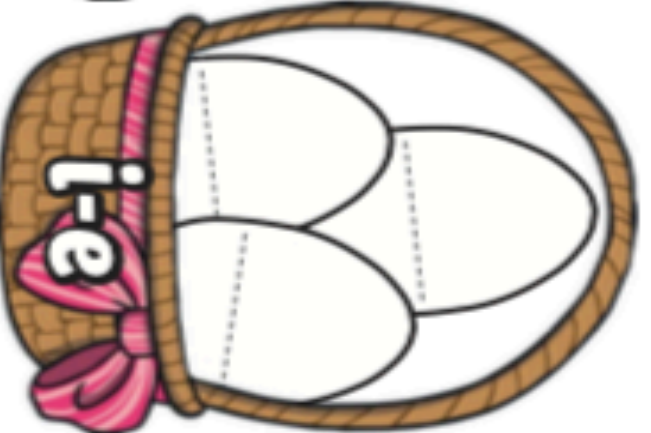

game

nose

like

time

bake



Find the Easter Words

Can you complete the **Easter words** and then find them in this word search?



Sund

chi

ra

it ster

spr

e s

cro

fl ers

s	p	r	i	n	g	n	y	f	o
u	e	y	s	v	c	r	o	s	s
n	o	c	a	b	o	t	k	l	n
d	p	h	e	e	a	s	t	e	r
a	g	i	i	g	p	l	m	u	a
y	d	c	o	g	e	p	w	b	b
d	r	k	b	s	k	d	r	r	b
s	w	s	d	k	s	x	e	m	i
f	l	o	w	e	r	s	p	l	t



Correct the Sentence

Can you find the mistakes in these
Easter sentences?



the eggs are in the basket.



The chick looked and looked for the rabbit



Where is the rabbit



he was not behind the daffodils



maybe he is still hunting for eggs

Easter Phonics Mosaic

Read the real and nonsense words containing each suffix. Use the key to colour in the squares to reveal the hidden picture.

~~White~~ Real words with -ing Black: Nonsense words with -ing

Green: Real words with -er Pink: Nonsense words with -er



Blue: Real words with -ed Yellow: Nonsense words with -ed

helped	sending	playing	mixed	going	fishing	started	brighted	meeted
looked	crashing	bader	posted	rainer	crossing	yelled	finded	eated
locked	barking	sayer	licked	needer	jumping	tested	lifted	barked
jumped	laying	lister	hunted	painer	finding	camped	crossed	fished
played	sailing	painting	mending	camping	meeting	sailed	turned	boiled
spilled	lifting	highing	farming	gooding	looking	marked	rained	brushed
buzzed	sticking	turning	standing	saying	marking	floated	needed	handed
thicker	wishing	floating	thanker	boiling	sleeping	shorter	higher	lower
tester	breaking	eating	raining	brushing	paying	lighter	darker	softer
jumper	singing	kinding	illing	darking	cooking	harder	nearer	richer

Chicks and Bunnies Game

Find a dice and counters. Play the game with a friend. Read the word in each square you land on.

 Finish	47 crunch	46 great	45  bloim	44 joam	43 froip
37 	38 sturb	39 slown	40 bloim	41 smell	42 
36 	35 train	34 spoon	33 	32 start	31 
25 sport	26 clown	27 	28 gloach	29 stair	30 groan
24 frown	23 	22 storp	21 joint	20 	19 pleem
13 frame	14 duster	15 tirb	16 	17 carpet	18 blean
12 spoil	11 	10 storp	9 raimp	8 cord	7 
1 Start	2 turnip	3 	4 pure	5 flarp	6 

Special Squares:  Hop forward two spaces  Hop backwards two spaces

Busy Easter Fun

Write a sentence to match each picture. Remember to use punctuation carefully.






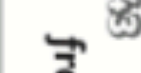




















Chicks and Bunnies Game

Find a dice and counters. Play the game with a friend. Read the word in each square you land on.

 Finish	 47	crunch	 46	great	 45	 44	joam	 43	froip
 37	38	sturb	39	slown	40	bloim	41	smell	42
 36	 35	train	 34	spoon	 33	 32	start	 31	 30
25	26	clown	27	 27	28	gloach	29	stair	30
24	 23	frown	22	storp	21	joint	20	 20	19
13	14	frame	15	tirb	16	 16	17	carpet	18
12	 11	spoil	10	storp	9	rainmp	8	cord	7
1	2	Start	 3	turnip	4	pure	5	flarp	6

Special Squares:



Hop forward
two spaces



Hop backwards
two spaces